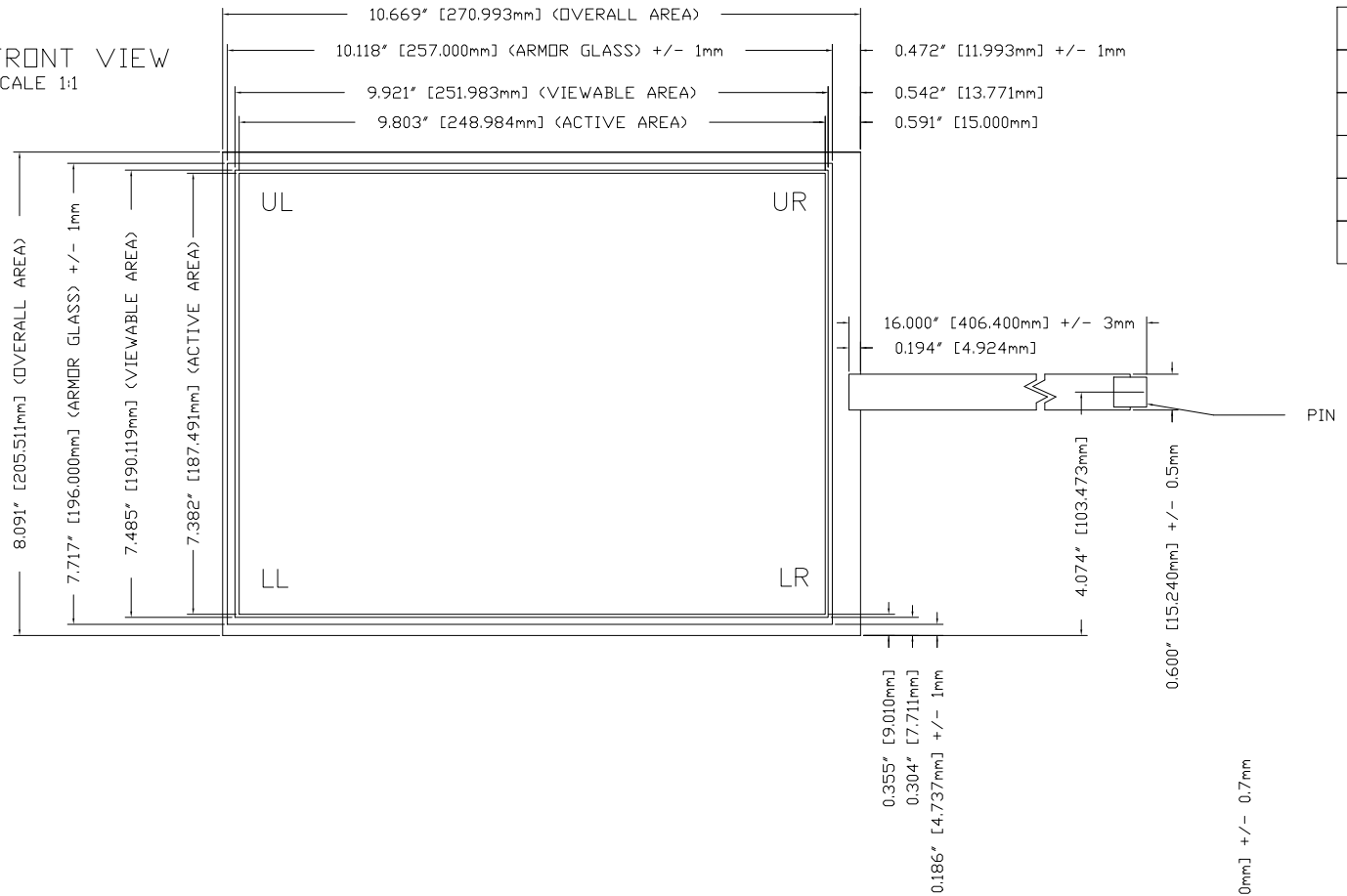


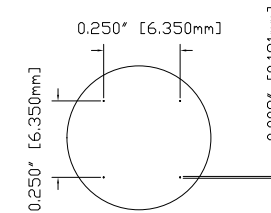
THE DIMENSIONS OF THIS DRAWING ARE TO BE TAKEN FROM THE DIMENSION LINES AND NOT FROM THE OBJECTS. DIMENSIONS ARE TO BE TAKEN FROM THE DIMENSION LINES AND NOT FROM THE OBJECTS. DIMENSIONS ARE TO BE TAKEN FROM THE DIMENSION LINES AND NOT FROM THE OBJECTS.

REVISIONS			
LET	DESCRIPTION	DATE	BY
B	UPDATE DRAWING INFORMATION	06-19-09	DZ
C	CHANGE DRAWING STYLE	12-23-09	DZ
D	ADD/MOD TOLERANCES	12-07-11	DZ
E	FIX DIMS, TOLERANCES	08-22-13	DZ
F	MOD TOLERANCES	09-16-19	DZ

FRONT VIEW
SCALE 1:1



PIN	X1
1	LL
2	UL
3	SENSE
4	LR
5	UR

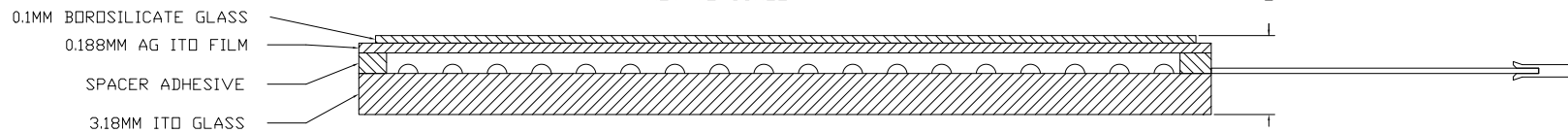


DETAIL A - DOT SPEC
SCALE 5:1

NOTES:

1. SUBSTRATE: 3.18MM ITO GLASS.
2. ALL DIMENSIONS IN INCHES [MILLIMETERS].
3. SAFETY SEAM ON ALL EDGES.
4. CABLE: 5-PIN FFC TYPE.
5. CONNECTOR: AMP TYPE WITH 0.1" [2.54MM] CENTERS, NON LATCHING, PART NUMBER 487378-4 OR EQUIVALENT.
6. TOUCH SCREEN TO BE ACTIVATED WITHIN ACTIVE AREA ONLY. NON-ACTIVE AREA MUST HAVE SCREENED ON DIELECTRIC. VIEWABLE AREA MUST BE TRANSPARENT WITH NO LINEARITY PATTERN VISIBLE.
7. TOTAL SENSOR THICKNESS: 0.142" [3.600MM].
8. LINEARITY PATTERN: PEPPER.

SIDE VIEW
NOT TO SCALE



		A D METRO - 1390 STAR TOP RD - OTTAWA, ONTARIO	
AD12.1ULTRA			
TOLERANCING UNLESS OTHERWISE SPECIFIED XXX ASY/25mm ANGLES 150°	DRAWN BY: DZ DATE: 09-16-19	PROJECT/ASSET No. --	SCALE: SCALE SHEET: 1 SHEETS: 1
PROJECT NAME		PART. No.	3A99110

DO NOT SCALE DRAWING